



Visit our Website at [www.AlfaSeeYas.com](http://www.AlfaSeeYas.com)

May 2011 – Spring Issue – # 31

## President's Message

-- By Randy Scott - [rscott@antelecom.net](mailto:rscott@antelecom.net)

Now that Spring is almost upon us, I hope you all are firming up plans for additional travel, and you full-timers are heading towards warmer climates too! We just came from a very successful Alfa Annual Owners Rally in Pahrump, NV (first time Terry and I had been there!), at which we had a number of AlfaSeeYas members attend. We also had a chapter meeting during the rally - at which we had invited non-members to also attend. We had great attendance, and had two drawings - one for a free membership to FMCA and to our chapter - won by Robert and Patty Cassels, and the other for a free additional 2 years of dues for an existing member - won by Joe and Marianne Somolik. Congratulations to our winners and new members! During our chapter meeting, we also discussed some other informative topics, including: ideas for our newsletter, reminding everyone of the new FMCAssist (which replaced the Medex program - there was a good article in the Dec 2010 FMCA magazine and it is available on the FMCA web site), our planned future outings and ideas for others, Camp Freightliner, and possible incentives to obtain new members.

Regarding ideas for our newsletter: please forward to our editor any info/articles you see on useful RV-related products, helpful ideas, recipes, web sites and/or apps for iPhones/iPads/etc. - especially those you have tried - along with any comments, as I'm sure other members can benefit from them. That also includes comments (both pro and con) regarding RV parks, destinations and

## Inside This Issue

|   |    |
|---|----|
| President's Message                           | 1  |
| Tip of the Month                              | 2  |
| Handy For RV'ers                              | 3  |
| FMCA Rally – Grab the Brass Ring              | 3  |
| FMCA Rally – Grab the Brass Ring - continued  | 4  |
| Spring INTO Rally                             | 5  |
| Indio Pre-Rally                               | 6  |
| FMCA International Conventions and Area Rally | 7  |
| FMCAssist Emergency Evacuation                | 7  |
| Ten Ways to use RVs without Camping           | 8  |
| Video   | 10 |
| Health Notes                                  | 11 |
| The Camp Cooks Corner                         | 12 |
| Alfa SeeYas Officers & Contact Information    | 13 |
| Alfa Resources and Repair Facilities          | 14 |
| ALFA Albuquerque International Balloon Fiesta | 15 |
| Balloon Fiesta Registration Form              | 17 |
| Balloon Fiesta Tentative Schedule             | 18 |

service and/or parts centers. Also, we are going to allow chapter members to submit ads for selling their motorhome, toad or RV-related products. Each ad will be at no cost to AlfaSeeYas members, can be up to 50 words in length (including contact info and/or a link to a site with more information), and will be placed on a first-come/first-serve basis (as we have limited room to run them). We are also going to invite Alfa service/parts businesses to place ads for the benefit of our members. We also would like businesses and chapter members to write and submit articles on topics useful to our members, and would ask all of you to recommend ones that you would like to see. We are also going to ask the Alfa owners chapters to provide us with

*President's Message Continued on page 2*

information on their upcoming events, as many of you may be members of one or more of these chapters, and we would like to “deconflict” future events to give members the maximum opportunity to attend as many as they desire.

Regarding future outings - there is information on our planned ones further in the newsletter, and we hope many of you will join us! In addition, we would very much like to get inputs from you as to which locations you believe would be good for other future outings. We've had several suggested already, and would like to hear more from you. We would also love to have members to volunteer to be a rally master, as it really isn't too much effort (especially if more than one member family volunteers as co-rally masters) and it is very rewarding. We have guidelines we can provide that make it a fairly easy task. If we don't get volunteers, our thoughts are that we may ask some of our members residing near a proposed rally site to just check out the nearby RV parks to see if any are suitable for a chapter rally, and then we will work with that RV park. (and maybe a local travel agent) to have them help put it on. That way, we don't have to ask our local members to do the normal rally master duties.

At our chapter meeting, Ed Burrows told us that the Camp Freightliner course was being held at several locations other than Gaffney, SC. As you can see from the Freightliner Chassis web site, they are also teaching the course this year in Harrisburg, OR, Las Vegas, NV and Spring, TX. If you haven't had the opportunity to attend, I highly recommend it - I attended one in Harrisburg last year, and it was great! We may also look into seeing if Freightliner will hold a class in conjunction with a chapter rally.

We are considering possible incentives for obtaining new chapter members, as it will make our chapter even better - especially

with new faces, new ideas and further sharing of our Alfa experiences! These include defining a period of time during which we would waive the new member application fee, and/or provide current members with credit for an additional year of annual dues for each new member they recruit. We will provide more info in future newsletters and meetings.

A very important safety message to our members: the automatic power transfer switch which transfers incoming 110V power from the various external sources (generator, plug in cord and inverter), normally located behind the circuit breaker panel under the refrigerator, can be a potential hazard and source of fire. Several Alfa owners have reported (including on the Yahoo group sites) that they have experienced loose connectors or wires on the switch, which has led to arcing and even melting of the plastic case. I understand the original switch is no longer manufactured, and the replacement has a metal case. Members should check - or have checked by a reliable service provider - the transfer switch connections and wires to insure they are tight. Please BE CAREFUL in doing so - and make sure all sources of 110V power are OFF. Also, I have always been advised that it is best to minimize use of this switch anyway (as it could cause arching of the contacts), by disconnecting/turning off one source of 110V before connecting/starting another. For example, unplug the external power cord before starting the generator, turn off the generator before plugging in the external power cord, etc.

I wanted to end my comments with a quote from the Thousand Trails “Trailblazer” May 2011 issue, in a column written by Paul and Kerri Elders ([www.RVLinker.com](http://www.RVLinker.com)), that I really liked: “Travel adds a magnificent sparkle, joy, and adventurous dimension to life. And traveling in an RV makes it even better, allowing us to enjoy the unusual freedom of taking all the comforts of home along for the ride. Happy trails!” May you all have safe and adventurous travels!

## TIP OF THE MONTH

FROM RANDY SCOTT




We found that 2 Sterilite Brand Drawer Bins

(Model #2410),

Available for \$9.99 at Target, work great in our 2004 ALFA See Ya. They measure 17" deep X 14 3/8" Wide X 10 1/4" high each.

### RALLY CALENDAR -- Upcoming FMCA Rallies



Show Coaches

Seminars & Classes

## "GRAB THE BRASS RING" Northwest Area Rally

Sign up now for the FMCA Northwest Area Rally to be held at the Linn County Fair & Expo Center, Albany Oregon,

June 2-5, 2011.



Enjoy an evening of Fun and Magic with Steve Hamilton. Steve has been performing his comedy magic show around the world for almost 20 years from Valparaiso Indiana to Shanghai China.

Steve  
**Hamilton**  
COMEDY MAGIC





## REGISTER TODAY

Vendors

Bingo

Movie Night

Coffee & Donuts Daily

Ice Cream Social

Ladies Luncheon

Two Great Dinner Meals

Extraordinary Entertainment

50/50 Drawings



REGISTER ON-LINE AT [www.FMCA.com](http://www.FMCA.com)

Register by May 12th for a reduced rate




Don't miss the fun.



### *Brady Goss*

To say Brady Goss was brought up under the influence of Jerry Lee Lewis's music would be an understatement.

Born in Corvallis Oregon Brady showed a great love for the piano at the age of four. He will entertain you with his amazing piano skills and vocals.



Online: [www.fmca.com](http://www.fmca.com)

Phone: (513) 474-3622 or (800) 543-3622

## Black & Decker Ratcheting ReadyWrench

Black & Decker has added a time and effort-saving ratcheting feature to their original ReadyWrench to create the Ratcheting ReadyWrench, which has 16 of the most popular standard and metric socket sizes in one hand tool. The socket sizes are color-coded for high visibility and a direction selector ring makes it easy to change directions when ratcheting.

**PRICE:** \$29.99

**CONTACT:** Black & Decker, [www.blackanddecker.com](http://www.blackanddecker.com)



### *Note from Marla Green - Interim Editor*

Ron and I have had a change in our plans for the foreseeable future.

Jean Maddux has agreed to take over as Editor for this newsletter. Remember, this is YOUR Newsletter, so, as Randy said in his Presidents message, send your RV ideas, tools, recipes, trip hints, and any other Motor Home related items for Jean to include in the Newsletter.

Her email is [jeansalfanews@gmail.com](mailto:jeansalfanews@gmail.com)



**Add INTO to Your 2011  
Motorhoming Agenda**

Okay, we know you like motorhoming. But, do you like to play bingo, eat ice cream, watch live entertainment, mingle with other pet owners? Those are a sampling of the happenings planned for the 11th Annual INTO Area Rally in Goshen, Indiana, from May 11 to 15, 2011.

Got a friend with a towable (5th wheel or trailer)? Did you know they can now attend our INTO Rally? Invite him/her/them along to join you and us and see what kind of fun we have at our rallies.

Your rally fee for this event includes all of the following:

- Four nights of camping with water and 30-amp electric hookups
- Three hot breakfasts
- All-you-can-eat hot dog bash
- Ice cream social
- Games, contests and prizes
- Seminars galore
- Motorhome exhibits and commercial vendors
- Chapter Fair and Block Party
- Pet Parade

INTO organizers also have scheduled a golf outing and a ladies luncheon (additional fees required) to go with all the seminars, vendors and entertainment.

**If you are part of a chapter or group, you can be parked together at the rally, by specifying so on the application. So ...**

**REGISTER TODAY**

On Line: [www.fmca.com](http://www.fmca.com)

Phone: (513) 474-3622 or (800) 543-3622

## INDIO FMCA PRE-RALLY

### ALFA SEE YA MEMBERS MARK YOUR CALENDARS

**January 6 to 10, 2012**


**AlfaSeeYa Pre-Rally** to FMCA Western Area Rally, Indio, CA.

**Emerald Desert RV Resort**, Palm Desert, CA

(FMCA Rally follows, the FMCA dates are January 11 to 15, 2012.)

The Wagonmasters are Mike and Lorraine Lynch, with Pat and Barb Pintus assisting. There are 30 spaces reserved for this always-popular Rally. Events being planned include: tour of the windmills in the Coachella Valley.

#### WINDMILL TOUR



Other possibilities include a jeep ride to the Andreas Fault, and golf tournament at Cathedral City Golf Course.

There will be a tech talk, and question and answer time with Alfateers. You can learn to crotchet in a class, and possibly a beginning digital photography class, ribbon craft and a night light shade craft.

Some catered meals are planned as well as lots of time for socializing with old friends and making new ones.

If you have any suggestions for activities, or would like to volunteer to teach a craft or present a topic, **PLEASE** contact Lorraine Lynch at (928-772-3637) e-mail: [mmllynch@msn.com](mailto:mmllynch@msn.com) **No Later Than June 15th**. Registration forms with costs and Rally agenda will be available in the next newsletter.

### TRAVEL TIP

From Lorraine and Mike Lynch

If you're looking for the "best kept secret" in northwest Washington, look no further - WE FOUND IT!! It's the home of Mel and Sue Terry in Mt. Vernon, Washington, who, by the way, are also Alfa owners. We had the extreme pleasure of spending a week with them in mid-July last year. They offer four full hookup sites complete with 50 amps, surrounded by open fields so you can enjoy the beautiful sunsets and star filled sky at night. For adventure, Mel took us out in his brand new boat in the San Juan Islands where we experienced crabbing, shrimping and salmon fishing for the first time - what a blast! The best part after catching Dungeness crab was eating it to our hearts content in Mel and Sue's backyard. The hospitality they showed us was second to none. In fact, in all our travels last summer, which were quite extensive, the highlight of our trip was our stay at the Terry's. We definitely plan on making this a regular stop. They welcome visitors, so just give them a call (Mel's cell:425-418-5999, Sue's cell:425-210-4715 (email:[mel.terry@doerfer.com](mailto:mel.terry@doerfer.com)) to make your reservation.

## RALLY CALENDAR: FMCA International Conventions and Area Rallies

**For FMCA Rallies** – Members should reserve General Parking for FMCA Rallies by calling FMCA reservations (800) 543-3622 or using the FMCA web site <http://www.FMCA.com>.

**May 11 to 15, 2011 - [INTO Area Rally](#)** « *Click link for info and Register Online*

Elkhart County Fairgrounds, Goshen, Indiana

*INTO (International Area Organization) is the “FMCA Area” for our Chapter, Alfa SeeYas - you can learn more about*

*the organization at the Website <http://intlareaorg.homestead.com> )*

**May 26 to 30, 2011 - [Great Lakes Area Rally](#)** « *Click link for info and Register Online*

Berrien County Youth Fair, Berrien Springs, Michigan

**June 2 to 5, 2011 - [Northwest Area Rally](#)** « *Click link for info and Register Online*

Linn County Fairgrounds, Albany, Oregon

**July 21 to 24, 2011 - Northeast Area Rally**

Champlain Valley Exposition, Essex Junction, Vermont

**August 10 to 13, 2011 - [FMCA's 86<sup>th</sup> Family Reunion](#)** « *Click link for info and Register Online*

Alliant Energy Center, Madison, Wisconsin

**September 28 to October 1, 2011 - South Central Area Rally**

Kansas State Fairgrounds, Hutchinson, Kansas

**October 11 to 15, 2011 - Rocky Mountain Area Rally**

San Juan County Fairgrounds–McGee Park, Farmington, New Mexico

**October 19 to 23, 2011 - Eastern Area Rally**

Dixie Classic Fairgrounds, Winston–Salem, North Carolina

### An Important Message from FMCA regarding Member Benefits:

The FMCA national office has learned that an e-mail has been circulating indicating that some FMCA members are not included in our FMCAssist member benefit program. All FMCA members are eligible to receive 24 hour emergency medical evacuation services/assistance under the FMCAssist program regardless of the state where they reside.

*-- Judy Czarsty, National Senior Vice President/ Acting National President*

For complete information on **FMCAssist** (which is the **emergency medical evacuation** program that replaces Medex), please go to the following link:

<http://www.fmca.com/images/stories/pdf/fmcassist.pdf>

You can print two cards that you can cut out, laminate, and keep in your wallet so that you will have the information with you at all times.



# Ten Terrific Ways to Use Your RV...

## Without Going Camping

From the [Good Sam Club](#) ·



by Paula Loehr, R.N.

RV, Sweet RV... Most recreational vehicle owners feel a special "connection" with their rigs. Whether your chosen model is new or used, mini or mammoth, basic or luxurious — purchasing an RV requires relatively major investments of time, effort and money. And in light of current economic challenges, it's sensible to maximize the potential of *all* your available resources, including your recreational vehicle.

Every time my husband Dennis and I have purchased an RV (five rigs since 1980), we've set out to use it frequently and to its best advantage. A dusty, musty, hibernating rig that only rolls past our driveway for summer vacations isn't an option for us. Through the years, each RV became our second family home, and we've developed alternative strategies for maximizing its potential — in between camping trips.

When *your* RV's not logging miles on the road, you might as well use it in unconventional ways, like we do. Following are ten easy suggestions to help you get started...

### #1. Guest Suite

A well-appointed travel trailer, fifth wheel or motorhome is the obvious best option when your house guests prefer peace and privacy. Separate onsite sleeping quarters, complete bathroom, and kitchen facilities provide lots of obvious advantages for house guests and hosts alike.

### #2. Party Central

The morning we drove a motorhome to our oldest son's 4<sup>th</sup> birthday party at a local park, we realized we'd instantly cracked the "super party" code. Standard RV conveniences surely save the day when you're storing perishable foods, lighting candles in the wind, scooping ice cream cones, or speed-cleaning sticky picnic tables. RVs also score high marks at kids' sleepovers. And let's not forget an RV's 'chuck wagon' capabilities. Your rig can serve as a snack bar at club functions, church picnics, or community events. The choices are all up to you.

### #3. Crafters' Corner

Your family's parked RV can be used as a personal studio space for visual artists, crafters, puzzle makers, seamstresses, furniture assemblers, or model airplane builders. It's also a secure hideaway for gift-wrapping and storing 'top secret' packages for birthdays or holidays.

#### **#4. Homework Haven**

Back in the days when our sons were handling high school projects — from term papers to bottle rockets — they often visited our rig in the driveway for distraction-free study time. During earlier elementary school years, our motorhome helped keep family evenings on track at the local youth sports complex. There were plenty of “marathon” nights when all three boys had games to play — on staggered schedules. While Dennis coached the kids’ baseball or basketball teams, I prepared meals in our galley and supervised homework sessions between games.

#### **#5. Beach Cabana**

A camping vehicle is made to order for surfing safaris, beachside picnics, fishing trips and other excursions to the ocean, river or lake. When you take your RV, you’re automatically equipped with a shady snack shack, shower stall and changing station — all rolled into one. Remember to set out a big pail of water and a thirsty doormat so swimmers can rinse and wipe sandy (or muddy) feet before they enter your cabana on wheels.

#### **#6. Date Night Headquarters**

Dennis and I like to plan candlelight dinners — RV style — even when we’re not going camping. Over the years, we’ve progressed from pizza and garden salad in our woodsy backyard (with a babysitter inside the “main” house watching our kids) to lobster bisque, filet mignon, asparagus tips, and panoramic ocean views — at our favorite local park. After an RV-based dinner, you can add a sunset walk on the beach, play a favorite game, or watch an in-rig movie for the ultimate casual night out. Double and triple daters are invited too!

#### **#7. Escape Hatch**

Have you ever longed for a quiet, familiar oasis where you can contemplate life without intrusion, ponder an important decision, practice yoga breathing techniques, focus your thoughts, or simply pray? Consider escaping to the serenity inside your RV.

#### **#8. Office Retreat**

Today’s laptops, notebooks, smartphones, and digital files make RV-based office operation a practical possibility. An RV performs well as a temporary or permanent workplace, and it goes where you want it to go, whenever you want it to go there.

#### **#9. Nap Nook**

Sleepyheads come in all shapes, sizes and ages. A cozy bed (or crib) and restful environment are the essential elements that wannabe nappers need. Chances are your RV fits the bill as a first-rate place for everyone — from the new baby to her proud Great Grandpa — to catch a few well-deserved winks.

#### **#10. Music Studio**

Do you have family members who like to play or hear their favorite music in relatively

#### **#5. Beach Cabana**

A camping vehicle is made to order for surfing safaris, beachside picnics, fishing trips and other excursions to the ocean, river or lake. When you take your RV, you’re automatically equipped with a shady snack shack, shower stall and changing station — all rolled into one. Remember to set out a big pail of water and a thirsty doormat so swimmers can rinse and wipe sandy (or muddy) feet before they enter your cabana on wheels.

#### **#6. Date Night Headquarters**

Dennis and I like to plan candlelight dinners — RV style — even when we’re not going camping. Over the years, we’ve progressed from pizza and garden salad in our woodsy backyard (with a babysitter inside (with a

babysitter inside the "main" house watching our kids) to lobster bisque, filet mignon, asparagus tips, and panoramic ocean views — at our favorite local park. After an RV-based dinner, you can add a sunset walk on the beach, play a favorite game, or watch an in-rig movie for the ultimate casual night out. Double and triple daters are invited too!

### **#7. Escape Hatch**

Have you ever longed for a quiet, familiar oasis where you can contemplate life without intrusion, ponder an important decision, practice yoga breathing techniques, focus your thoughts, or simply pray? Consider escaping to the serenity inside your RV.

### **#8. Office Retreat**

Today's laptops, notebooks, smartphones, and digital files make RV-based office operation a practical possibility. An RV performs well as a temporary or permanent workplace, and it goes where you want it to go, whenever you want it to go there.

### **#9. Nap Nook**

Sleepyheads come in all shapes, sizes and ages. A cozy bed (or crib) and restful environment are the essential elements that wannabe nappers need. Chances are your RV fits the bill as a first-rate place for everyone — from the new baby to her proud Great Grandpa — to catch a few well-deserved winks.

### **#10. Music Studio**

Do you have family members who like to play or hear their favorite music in relatively unrestrained surroundings? Set them free in your RV with musical instruments or related electronics. The full spectrum of tuneful elements — from kazoos, keyboards and classical guitars to media players, compact disks and HD radios — are allowed, provided all windows are closed securely.

The next time some "lack-of-use" dust threatens to settle in your RV, try one of our unconventional strategies to keep the *recreation* humming in your recreational vehicle, even if you're not going camping.

---

### **Notice from your RV park**

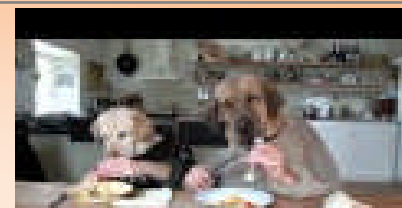
**I just took a leaflet out of my mailbox, Informing me that I can have sex  
at 73!**

**I'm so happy, because I live at number 84....So it's not far to walk home  
afterwards!**

### **TWO DOGS DINING**

Here is a funny video, that I hope you enjoy.

Too bad we don't have them to entertain us  
at our Pet Parades!



<http://www.youtube.com/watch?v=EVwlMVYqMu4>

## HEALTH NOTES

**Blood Clots/Stroke - They Now Have a Fourth Indicator, the Tongue**

**STROKE: Remember the 1st Three Letters..... S. T. R.**

**S** \*Ask the individual to SMILE.

**T** \*Ask the person to TALK and SPEAK A SIMPLE SENTENCE (Coherently) (i.e. It is sunny out today.)

**R** \*Ask him or her to RAISE BOTH ARMS.

If he or she has trouble with ANY ONE of these tasks, call emergency number immediately and describe the symptoms to the dispatcher.

**NOW a new Sign of a Stroke ----- Stick out Your Tongue**

NOTE: Another 'sign' of a stroke is this: Ask the person to 'stick' out his tongue. If the tongue is 'crooked', if it goes to one side or the other that is also an indication of a stroke.

### **Act fast to minimize a stroke's effects**

Every year, about 790,000 people in the U.S. have a stroke, according to the National Stroke Association. While stroke can affect anyone, African Americans are more impacted by stroke than any other group in the American population.

Strokes can occur suddenly, but if you know the symptoms and how to respond, you can help limit long-term damage. The faster you get medical attention, the better your chances of recovery.

If you suddenly experience these six signs of stroke — or see them in a friend — call 911 right away.

1. Sudden vision changes
  2. Numbness, weakness, tingling, or paralysis in your face, arm, or leg, especially on one side of your body
  3. Trouble speaking or understanding simple statements
  4. Confusion
  5. Problems with walking or balance
  6. A severe headache that is different from other headaches you've had before
- Even if you have one of these symptoms and it goes away, you should see your doctor. It may be a warning that a stroke may happen soon.

You can help decrease your risk of stroke by making a few important lifestyle changes:

- \* don't smoke
- \* maintain a healthy weight
- \* manage your cholesterol and blood pressure
- \* eat a heart-healthy diet — including lean protein, whole grains, and plenty of produce — and limit alcohol and salt
- \* aim for 2½ hours of moderate activity each week, or just 30 minutes a day (check with your doctor about the right level of exercise for you)



## The Camp Cook's Corner

Calling all motorhome chefs: Please send some of your recipes —email [marlasalfal@cox.net](mailto:marlasalfal@cox.net) and they'll be included in future newsletters. It could be an appetizer you bring to Happy Hour, something good and easy to cook in the motorhome, or ???

### Left Over Store Roasted Chicken by Marla Green

We've all gone the easy way, and let the store roast the chicken for us, here is an easy way to make an entirely different meal from the leftovers.

1 partially used Roast Chicken Carcass  
Pace, or your favorite Salsa, or Picati Sauce  
Mexican or cheddar shredded cheese

Tear the meat from the bones and put into a microwavable dish  
Add the Salsa or picati sauce to taste - Mix well  
Cover with the shredded cheese and microwave for a few minutes, until the cheese melts.

Serve over rice, or on tortillas, along with a tossed salad, and you have supper .  
Note: The dish can be made and then refrigerated, covered for a day or so.

### Lenten Lentil Soup from Randy Scott

2 cups dried lentils  
6 cups boiling water  
1 medium onion, finely diced  
2 to 3 stalks celery, finely diced  
1 bay leaf  
1 1/2 teaspoon dried thyme  
1 8-ounce package vegetarian diced "ham" or smoked "turkey"  
1 8-ounce can diced carrots, drained 1 heaping tablespoon cornstarch  
1/3 cup liquid\*  
Salt, pepper

Rinse and pick over lentils and put in a crock cooker with boiling water, onion, celery, bay leaf and thyme. Stir in vegetarian "meat" and cook on High 8 hours or Low for 6 hours. Stir in carrots and turn cooker to High. Add cornstarch mixture and cook until mixture clears and thickens. Remove and discard bay leaf. Add salt and pepper to taste. Serves 6 to 8. Leftovers freeze well.

\* Can be vegetable broth, water, wine or liquid drained from carrots.

*Cook's Note: for a smokier flavor, add a drop or two of Liquid Smoke to taste. For thinner soup, stir in water or vegetable broth. For thicker soup, stir in a tablespoon or two of potato flakes.*



A warm welcome to our newest AlfaSeeYas members. To paraphrase Sonny Gillespie, President of our FMCA association, the International Area Organization (aka INTO): *"The most important member of the AlfaSeeYas is the newest member."* Thanks so much for joining us!

Don and Sandra Toliver

## Alfa SeeYas Officers & Other Volunteers

|                        |                  |  |
|------------------------|------------------|--|
| President              | Randy Scott      | <a href="mailto:rscott@antelecom.net">rscott@antelecom.net</a>       |
| Vice President         | Mike Stinson     | <a href="mailto:mstinson2@msn.com">mstinson2@msn.com</a>             |
| Secretary              | Terry Scott      | <a href="mailto:rscott@antelecom.net">rscott@antelecom.net</a>       |
| Treasurer              | Kathleen Stinson | <a href="mailto:mstinson2@msn.com">mstinson2@msn.com</a>             |
| National Director      | Mike Lynch       | <a href="mailto:mmllynch@msn.com">mmllynch@msn.com</a>               |
| Alt. National Director | Larry York       | <a href="mailto:lyork6@cox.net">lyork6@cox.net</a>                   |
| Newsletter Editor      | Jean Maddux      | <a href="mailto:jeansalfanews@gmail.com">jeansalfanews@gmail.com</a> |
| Website Administrator  | Tony Monson      | <a href="mailto:djnosnow@aol.com">djnosnow@aol.com</a>               |

The Alfa SeeYas Chapter Website is at: [www.alfaseeyas.com](http://www.alfaseeyas.com)

**Send U.S. Mail and Dues to  
Treasurer at: -->>>>>>**  
(checks payable to Alfa SeeYas)

Alfa SeeYas Chapter  
3590 Round Bottom Road  
Cincinnati, OH 45244-3026

Membership is \$10 per year.  
Multiple year renewals are  
encouraged at \$10 per year.

## DECALS

We now have new *AlfaSeeYas* decals available. These are high quality laser-cut vinyl letters, not the bumper sticker type. If you would like one for your coach's exterior, please email [rscott@antelecom.net](mailto:rscott@antelecom.net) and Randy will send you one (free) with instructions for applying it!

## Alfa Repair Facilities

Dick Albritton , Choudrandt, LA. (318) 278-1677, email [dickalbritton@yahoo.com](mailto:dickalbritton@yahoo.com)

Alfateers, in Fontana, CA. (909) 428-6775, website <http://www.alfateersrvservice.com>

Charlie's Service in Sunset, UT. (801) 547-7630, website is <http://www.charliesservice.com>

Mike Ewing in Robertsdale AL (south of Loxley). (251) 508-3102, email [ewingrvrepair@gmail.com](mailto:ewingrvrepair@gmail.com)

These Cummins facilities offer Power and Water hook-ups and service. With a Cummins Power Club Card they offer Parts and Service Discounts.

<http://www.funroads.com/coachcare> and <http://www.cumminspowerclub.com/index.jsp>

## Useful Internet Sites for Alfa Owners

**Our Chapter Website Alfa SeeYas.com:** [www.alfaseeyas.com](http://www.alfaseeyas.com)

You'll find lots of great information , including Rally info, Chapter documents, membership and dues information, past issues of the Newsletter, Tips and Tricks, a Photo Album, and much more!

**Family Motorcoach Association:** [www.fmca.com](http://www.fmca.com)

**Yahoo Message Boards** – these are Internet forums where Alfa owners ask questions and exchange information about our coaches. To read the messages, and post your own, you will need to “join” the group (click the blue button that says Join This Group).

Alfa SeeYas: <http://autos.groups.yahoo.com/group/alfaseeya/>

SeeYa DP: <http://autos.groups.yahoo.com/group/SeeYaDP/>

SeeYa Travels: <http://autos.groups.yahoo.com/group/SeeYaTravels/>

**Chapters of the Alfa Owners Club:**

[Roadrunners](#) – Non-Regional (Full Time/Half Time/Part Time)

[South Loafers](#) – Southern California & Arizona

[Mavericks](#) – Central California

Western States Wranglers RV Club – Northern California to Eugene, Oregon

[Sun Seekers](#) – North of Eugene, Oregon, and Washington

[Lone Stars](#) – Texas Area

Alfa One – LA and surrounding area

[Sunrisers](#): An Alfa club that covers the Eastern US from Canada to Southern Florida

**Alfa documents on Google:** A shared folder inside Google Documents for all the product manuals, service bulletins, operation, Freightliner, CAT, Allison Transmission and other pertinent information. By copying and pasting the link below into your browser you will be directed to the folder. Keep a copy of the link.

<https://docs.google.com/leaf?id=0B6YxOhJ1PMxRNmYzZDg0YjMtYWU0NC00ZWZkLTThiMjYtMWE3MTM3NmM0OWFi&hl=en>

# ALFA Albuquerque International Balloon Fiesta

## (AIBF) Rally

Sponsored by the AlfaSeeYas FMCA Chapter for

**ALL ALFA owners (Motorhome & 5<sup>th</sup> wheels) and SOB  
Alfa friends welcome**



### Rally Registration Packet

**Sept. 30 Oct. 9 2011**



Albuquerque International Balloon Fiesta

4401 Alameda Boulevard, NE

Albuquerque, NM 87113

888-422-7277; 505-821-1000; 505-828-2887 fax

[www.balloonfiesta.com](http://www.balloonfiesta.com)

**ALFA Albuquerque International Balloon Fiesta Rally**

**AlfaSeeYas FMCA Chapter Sponsored—All ALFA owners (motorhome & 5<sup>th</sup> wheels) & SOB friends invited**

**Rallymasters:** Craig & Terilu Christen, 931 224-8261, [ctchristen@earthlink.net](mailto:ctchristen@earthlink.net)

**Dates** 30 Sept – 9 October 2011

**Location** Balloon Fiesta RV Parking (Alameda St, Albuquerque, NM)

**Balloon Fiesta Website** [www.balloonfiesta.com](http://www.balloonfiesta.com)

**Rally Fee:** 2-person RV \$240.00; 1-person RV/guest \$120.00 Registration fee covers: Welcome dinner—Navajo Indian Tacos; daily continental breakfasts & drinks; 5 balloon event admissions per person; ABQ museum & Old Town tour; Tent, sites & RM fixed cost expenses at Balloon Fiesta; any leftover funds go toward pot luck dinner at end of rally; pin & memento picture.

**Camping Cost** \$225 for 9 nights dry camping in ALFA Rally area (\$30.00 per night w/o discount; \$5.00 discount for 8 nights or more); \$65.00 per night “Premium” parking--30 amp elec. & water. **You will make & pay for your own reservations noting “ALFA Rally Group” on your reservation with the Balloon Fiesta RV**

**Parking folks** You can come in early or late to the rally or even move from the Premium parking to the dry camping Alfa rally tent area.

(continued page 17)



## Balloon Fiesta Continued

Sign up soon to experience the world's largest hot air balloon show with your Alfa friends. See over 700 balloons of all shapes and sizes from around the world, participate in some of the best balloon flying conditions anywhere. We are planning on staying at the Balloon Fiesta RV dry camping (boondocking) parking area for 10 days/9 nights starting 30 Sept and departing on 9 Oct 2011. The rally is planned for dry camping with dump & water fill trucks available (fee)—and we will discuss how to dry camp your ALFA RV. However, if you wish, there are upgraded "Premium " sites (30 amp electric & water) that will be located a short distance away from the primary rally site where we will have a large tent (make your reservation for these premium sites early as they go fast).

At the Balloon Fiesta RV parking sites you can wake up and watch the mass ascension fly over your RV, or shuttle over the launch area and watch the balloons ascend, or even have balloons land right next to you while you sit at you RV. You can also participate as a member of a balloon chase crew where you help set up, launch, chase, and recover a balloon under the direction of the balloon pilot and crew chief (and sometimes get a no-notice free balloon ride for helping). You can arrange for a commercial balloon ride from the field. Experience 100's of multi-colored hot air balloons of varied shapes as they ascend together during the special shapes mass ascensions and "glowdeos". Walk among the spectacular evening balloon glow ceremonies and see the superb fireworks shows. Watch as the pilots compete in balloon navigation competition tasks and observe the world's longest cross-country helium filled balloon race start. The Albuquerque Balloon Fiesta is listed as the most photographed event in the world.

Be aware that Albuquerque is above 5,300 ft altitude and some people have experienced breathing difficulties. There are handicap scooters & wheelchairs for rent just inside the Balloon Fiesta launch field entrance and free shuttle busses to take you to/from the RV parking & Balloon Fiesta launch field. The mornings are often cold (40s), so dress in layers as it warms up rapidly after sunrise. Pets are welcome in the RV parking area only.

The rally fee covers the welcome dinner; the large tent & site rental; coffee, drinks, fruit, rolls for breakfast each day; 5 entries per person into the Balloon Fiesta events with shuttle bus service; pin & picture mementos; rallymaster fixed costs; and tour of the Albuquerque Museum & Old Town. Left over funds will go toward a pot-luck farewell dinner.

Planned with the Balloon Fiesta ALFA Rally will be optional tours of Albuquerque area sights: bus tour to Santa Fe (limit 50 people on bus); the Balloon Museum; the Native American Indian Pueblo Cultural Center; Sandia Peak Tramway for viewing & lunch; the Acoma "Sky City" pueblo (limit 50 people on bus), and also the National Museum of Nuclear Science to see atomic bomb and nuclear science development information. Sign up and payment for the Santa Fe, Acoma "Sky City" Pueblo, and Sandia Peak Tram Lunch are required with rally registration. There may not be extra places on these pay-ahead tours at rally time, so sign please up early as we also need a minimum number to run these tours. The other optional tours can be signed up for at the rally.

Many RVers agree that participating in the Albuquerque International Balloon Fiesta is one top 10 things they have done as RVers.

**Rally will be sponsored by and registration will be handled through the ALFA SEEYA FMCA chapter, but all ALFA owners (both motorhomes & 5<sup>th</sup> wheel trailers) and SOB AFLA friends are invited to attend.**

## REGISTRATION FORM

### ALFA Albuquerque International Balloon Fiesta (AIBF) Rally: Sept. 30 - Oct. 9 2011

AlfaSeeYas FMCA Chapter Sponsored All ALFA owners (motorhome & 5<sup>th</sup> wheels) & SOB friends invited

Albuquerque International Balloon Fiesta  
4401 Alameda Boulevard, NE  
Albuquerque, NM 87113  
888-422-7277; 505-821-1000  
[www.balloonfiesta.com](http://www.balloonfiesta.com)

Rally Masters: Craig & Terilu Christen  
Phone: 931 224-8261  
[E-mail: ctchristen@earthlink.net](mailto:ctchristen@earthlink.net)

**Please print clearly**

Name: \_\_\_\_\_ Spouse/Partner \_\_\_\_\_  
Guests: \_\_\_\_\_ Chapter Membership(s) \_\_\_\_\_

Home Address: \_\_\_\_\_

Cell: ( ) \_\_\_\_\_ Phone: ( ) \_\_\_\_\_ E-mail Address: \_\_\_\_\_

Type & Size Alfa: Motor Home: \_\_\_\_\_ 5th Wheel: \_\_\_\_\_ Length of Rig: \_\_\_\_\_ Other Brand: \_\_\_\_\_ Pets #: \_\_\_\_\_

#### ALFA RALLY REGISTRATION AND OPTIONAL PAY AHEAD

| <u>Registration Fee:</u>         | <b>TOUR</b> 2 people per RV \$ 240.00                |         | <b>COSTS</b> |
|----------------------------------|--|---------|--------------|
|                                  | 1 person in RV \$ 120.00                             |         | \$ _____     |
|                                  | Extra People in RV \$120.00 ea                       | X _____ | \$ _____     |
| <u>Optional Pay Ahead Tours:</u> |  |         |              |
| There will be other optional     | Santa Fe bus tour 3 Oct 2011: ea \$38.00             | X _____ | \$ _____     |
| tour sign ups/pay at rally.      | Sandia Peak Tramway & Lunch at top 4 Oct: ea \$38.00 | X _____ | \$ _____     |
| (See Rally Tours sheet)          | Acoma Sky City Tour & Lunch 6 Oct ea \$50.00         | X _____ | \$ _____     |
|                                  | <b>TOTAL</b>   |         | \$ _____     |

**NO reduced Rally Registration fee for shortened stay**

MAKE CHECK PAYABLE TO: **ALFA SEEYAS**

SEND REGISTRATION & CHECK TO: **Kathleen Stinson, 742 Solitude Pt. Ave. Henderson, Nv. 89012**

**RALLY RV PARKING RESERVATIONS: You must make and pay for your own RV parking reservations directly with the Albuquerque International Balloon Fiesta by mail, telephone or online and tell them you are with the ALFA RALLY GROUP.** (info: 9 nights STD parking \$225.00)

ALFA Rally sites: STANDARD RV PARKING (optional Premium parking available short way from ALFA rally tent site)

Rally dates: arrive: 30 Sept 2011; depart: 9 Oct 2011 (early/late arrival/departure ok)

Balloon Fiesta RV parking information phone # & website: 888-422-7277; 505-821-1000; 505-828-2887 fax;

<http://www.balloonfiesta.com/content/rv-information> ; [rvspace@balloonfiesta.com](mailto:rvspace@balloonfiesta.com)

ALBUQUERQUE INTERNATIONAL BALLOON FIESTA RV Reservations, 4401 Alameda Boulevard, NE, Albuquerque, NM 87113

**RALLY PARKING RESERVATION CONFIRMATION:** I have made the following Balloon Fiesta RV parking reservations:

Date reservation made: \_\_\_\_\_ Parking area: Standard \_\_\_\_\_ Dates: \_\_\_\_\_ Premium: \_\_\_\_\_ Dates: \_\_\_\_\_

**RALLY REGISTRATION DEADLINE:** Checks and Registration forms (for optional tours) must be received NLT: June 15, 2011. Last date for Rally (without optional pay ahead tours) is 1 Sept 2011

#### SIGNATURES REQUIRED FROM ALL PERSONS ATTENDING THE RALLY

We agree that we will not hold the Alfa SeeYas, Host Chapter, FMCA, nor any officer or agent, responsible for any personal or property injury of any kind, which we or any member of our family or guest(s) may suffer during the Rally. This agreement applies regardless of the cause of the injury, and includes, without limiting it, whether said injury is caused by a condition of the premises, another club member or any other person. We make this agreement in consideration of the expenses that the Hosting Chapters and FMCA incur by holding the Rally for our benefit, and recognize that in signing this paper we are waiving a legal right to recover damages.

Signature \_\_\_\_\_ Date \_\_\_\_\_

Signature \_\_\_\_\_ Date \_\_\_\_\_

**MAKE SECOND COPY FOR YOUR RECORDS**

# ALFA Albuquerque International Balloon Fiesta Rally Tentative Schedule

|                             |                   |  |
|-----------------------------|-------------------|--|
| Friday, September 30, 2011  | 10:00 am -3:00 pm | Arrive AIBF Balloon parking (sites should be available days earlier)             |
|                             | 4:00-8:00 pm      | Caravan Welcome Meeting & Dinner--Tent--Navajo Tacos                             |
| Saturday, October 01, 2011  | 6:00-8:30 pm      | Mass Ascension at Balloon Field--shuttle bus                                     |
|                             | 12:00 -4:00 pm    | <b>Optional Indian Pueblo Cultural Center Tour -carpool</b>                      |
|                             | 6:00 - 9:00 pm    | <i>Balloon Glow &amp; fireworks</i>  |
| Sunday, October 02, 2011    | 6:00-9:00 am      | <i>Morning Free time--Mass Ascension at Balloon Field--shuttle bus</i>           |
|                             | 12:00-4:00 pm     | Albuquerque Museum and Old Town - carpool--lunch in Old Town optional            |
|                             | 6:00 - 9:00 pm    | <i>Balloon Glow &amp; fireworks</i>  |
| Monday, October 03, 2011    | 5:30-8:30 am      | <i>Mass Ascension Balloon Fiesta Field--shuttle--option to crew for balloons</i> |
|                             | 8:30 am -4:30 pm  | <b>Optional Santa Fe Tour - Bus w/tour guide (American Tours bus)</b>            |
| Tuesday, October 04, 2011   | 5:30-8:30 am      | <i>Mass Ascension Balloon Fiesta Field--shuttle--option to crew for balloons</i> |
|                             | 11:00 - 1:00 pm   | <b>Optional --Balloon Museum tour--shuttle bus</b>                               |
|                             | 2:00-6:00 pm      | <b>Optional Sandia Peak Tram tour carpool</b>                                    |
| Wednesday, October 05, 2011 | 6:30-10:00 am     | <i>Mass Ascension &amp; games- option to crew for balloons</i>                   |
|                             | 11:00 am-3:00 pm  | <i>optional lunch buffet @ Sandia Casino (half price) -carpool</i>               |
|                             | 1:00-4:00 pm      | <b>Optional Nuclear Science Museum Tour-carpool</b>                              |
| Thursday, October 06, 2011  | 6:30-10:00 am     | <i>Mass Ascension &amp; games- option to crew for balloons</i>                   |
|                             | 10:30 am-4:00 pm  | <b>Optional Acoma "SKY City" Pueblo tour &amp; lunch--tour bus</b>               |
| Friday, October 07, 2011    |                   | Friday Free Day (optional golfing)   |
|                             | 6:30-10:00 am     | <i>Mass Ascension &amp; games- option to crew for balloons (free day)</i>        |
|                             | 6:00-9:00 pm      | <i>Balloon Glow &amp; fireworks-option to crew for balloons</i>                  |
| Saturday, October 08, 2011  | 0630-1000         | <i>Mass Ascension -shuttle--option to crew for balloons</i>                      |
|                             | 4:00-6:00 pm      | Pot Luck --Farewell dinner   |
|                             | 6:00-9:00 pm      | <i>Balloon Glow &amp; fireworks-option to crew for balloons</i>                  |
| Sunday, October 09, 2011    | 6:30-10:00 am     | <i>Mass ascension -shuttle--option to crew for balloons</i>                      |
|                             | Noon              | Depart Balloon Fiesta Parking area by 12:01pm                                    |

Note: Social hour at 4:00 pm (or adjusted) each day-BYOB, chairs, & snacks to share at tent; tent available for cards/games/meetings throughout day/evening

Note: Coffee/drinks, sweet rolls & fruit each morning at tent -- 7:00-9:00 am time dependent on events

Note: 5 Balloon Fiesta event entry tickets per person paid for in registration--possible extra available depending on chase crews/cost avoidances

Bold Itallics: optional group tour events--Acoma/Santa Fe/Sandi Peak tram-lunch sign up with registration - others sign up at rally. Pets there are dog boarding facilities in the local area, but most times there will be someone who can walk your dog. The longest tour is Santa Fe at 7-8 hours.

### Events Included in Rally Registration Fee

**Mass Ascension at Balloon Field--shuttle bus--option to crew for balloons --5 event entry passes per person included in rally fee**

#### Dawn Patrol

The Dawn Patrol began at Balloon Fiesta in 1978, when two California balloonists developed position lighting systems that allowed them to fly at night. Dawn Patrol pilots take off in the dark and fly until it is light enough to see landing sites. Fellow balloonists appreciate the Dawn Patrol because they can watch the balloons and get an early idea of wind speeds and directions at different altitudes. On mass ascension days, about a dozen Dawn Patrol balloons perform the Dawn Patrol Show, a choreographed inflation and launch set to music that has been part of the Balloon Fiesta since 1996. Dawn Patrol inflations begin, weather permitting, at about 5:45 AM, with launch around 6:00 AM.



**Mass Ascensions**, a launch of all the participating balloons have been a feature of Balloon Fiesta since its earliest days and is the most spectacular display of sound and color in all of aviation. During mass ascensions, balloons launch in two waves. Launch directors, also known as zebras because of their black-and-white-striped outfits, serve as traffic cops, coordinating the launch so balloons leave the field in a safe and coordinated manner. Weather permitting, balloons begin to launch at about 7:15 AM on mass ascension days, led by a balloon flying the American flag to the strains of The Star Spangled Banner.

#### Balloon Glow & fireworks Balloon Glows

Twilight Twinkle Glow™ / Balloon Glow / Night Magic Glow™

The events now known as balloon glows were invented in Albuquerque in 1979, when local pilots inflated balloons on Christmas Eve night as a thank you to local residents. The sight of balloons lit from within at night like giant holiday ornaments is breathtaking, and glow events are now held all over the world. Balloon Fiesta launched its Balloon Glow the world's biggest in 1987. Fiesta Glow all burns when all the balloons fire their burners and light up at the same time are perhaps the most spectacular single moment in all of Balloon Fiesta. The Balloon Glows followed by New Mexico's most spectacular fireworks displays - are now among Balloon Fiesta's most popular events.

#### After Glow Fireworks

Seeing the balloons glowing en mass is a great experience that gets greater with the after glow fireworks. Be sure to bring chairs or blankets so you can sit and enjoy the spectacular.



#### Balloon Fiesta Event Schedule link

<http://www.balloonfiesta.com/eventinfo/event-schedule>

#### Albuquerque Museum and Old Town - carpool--lunch on own in Old Town

Docent led tour of the permanent exhibit: Four Centuries: The History of Albuquerque The permanent history exhibit focus is on historical maps of the southwest region of the United States, Spanish occupation, Camino Real, Hispanic life, Civil War and statehood in 1912



## Optional Tours Continued

Albuquerque Old Town showcases almost 300 years of New Mexican history. During a 75-minute guided historical walking tour, you can learn about the first settlers in 1621 and see the architectural developments between that time and today. You also will learn history, legends and lore surrounding the historic area.

On the historical tour, you will see the original school house that still has the bell tower on top - yet never had a bell installed. The tour guide will explain how to tell the age of a building by the thickness of the walls and the style of adobe, or mud brick, that was used to build the home. The tour will wind past the first home to be built in New Mexico and through one of the four remaining placitas used as a defendable family home during the early years, when the king of Spain could not afford the army to protect the residents of Albuquerque.

The placita is a network of apartments for family members built around a common patio with one main entrance and one smaller rear entrance. The entrances could easily be closed and the property defended. In the center of Old Town is the original plaza and replicas of the cannons used during the Civil War to protect Albuquerque.(4-5 hours total)

**Optional Pay-Ahead Tours (All costs are per person. These tours must be requested and paid for with your Alfa Rally registration form by 15 Jun to ensure that we have adequate participation (40 people), or else the tour will be cancelled. Your money will be returned if the tour is cancelled.)**

### **Optional Acoma "Sky City" Pueblo Tour & Lunch--Tour Bus (50 person limit)**

**(\$50.00)** Discover the traditional Native American culture and living history of Acoma Pueblo in New Mexico. The Sky City Cultural Center provides a look into our heritage through a variety of activities and exhibits. Take a guided tour of the ancient pueblo village atop a 367-foot sandstone bluff, shop at the Gaits'i Gallery for beautiful Native American jewelry and Acoma pottery. Considered one of the best cultural tours in New Mexico, Acoma Sky City ranks in the "top 10 great places to honor American Indian Life" --USA Today. The tour is roughly 3/4 of a mile long, and takes one hour and 45 minutes to complete. There are areas of uneven/rough terrain but most of this tour is handicap wheelchair/scooter accessible. Local artisans sell their crafts along the tour route. Most do not accept credit cards or checks, obtain cash at the ATM machine located inside the Cultural Center. We will travel out I-40 to the Acoma Pueblo in a luxury motor coach. The tour is limited to 50 people. A catered wrap sandwich lunch is provided. Water is provided on the bus. (6 hours total)

**Optional Santa Fe Tour – Tour Bus w/tour guide (50 person limit)(\$38.00)** This tour will have a professional guide who will share his in-depth knowledge of New Mexico history & nature. We will ride in an air conditioned luxury coach from the Balloon Fiesta out I-40 to the Turquoise Trail on the east side of the Sandia mountain range. We will have a short stop in the quaint town of Madrid (a recovered ghost town that now exists as an art destination) and then continue on to Santa Fe where we will first stop at a famous sculpture garden.

We will then head down to the Camino Real (Royal Road) where we will drop off near the state capitol building. We will walk (about 3/4 mile) down the Camino Real to the old town square. On the way we will visit the state capitol building, enter the Loretto Chapel with its' stunning double helix wooden staircase, and view the oldest operating church in America, the San Miguel Mission Church. At the square you are on your own to visit museums & shops, shop at the local pueblo Indians selling their art and have lunch on your own at one of the many fine restaurants. We will depart Santa Fe and relax as we go back to the Balloon Fiesta grounds down I-15. Most of this tour is handicap accessible. Water is provided on the bus. (8 hours total)

### **Optional Sandia Peak Tram Tour—Carpool (\$38.00)**

A trip on the Sandia Peak Aerial Tramway transports you above deep canyons and breathtaking terrain a distance of 2.7 miles. See some of nature's more dramatic beauty unfold before you. At sunset the desert skies produce a spectacular array of color, and your vantage point from the observation deck atop 10,378 foot Sandia Peak in the Cibola National Forest affords an 11,000 square-mile panoramic view of the Rio Grande Valley and the the Land of Enchantment.

## Optional Tours Continued

Located on the eastern edge of Albuquerque in the Sandia Foothills at the end of Tramway Road. Sandia Peak Tramway voted Best Place to take an out-of-town guest by the Alibi weekly newspaper and Best Bird's Eye View in Reader's Digest Best 100 Views Lunch at the high Finance Restaurant. No other restaurant offers such a unique mode of transportation to arrive at your dining destination. The 2.7 mile tram ride takes you through several climate zones on your way to the restaurant. Dining at 10,378' in elevation with views of over 11,000 square miles is worth the trip in itself But wait! The food and atmosphere are also worth the trip. View the fine wood-work and the gorgeous bar, while you enjoy our award winning menu. The group VISTA LUNCH PACKAGE fare consists of your choice of half-pound Angus burgers, Salmon Club, or other tasty sandwiches. (5 hours total)

**Optional Sign up at Rally Tours (costs are per person any number of people can attend)**

**Optional Indian Pueblo Cultural Center Tour-carpool (\$6.00)** The permanent exhibit, *Our Land, Our Culture, Our Story*, features a brief historical overview of the Pueblo world, and a contemporary exhibit featuring original artwork and craftsmanship of each of the 19 Pueblos of today. Beginning with the Emergence stories of the Pueblos, visitors are led through a brief history and background of what now comprise the 19 Pueblos of New Mexico. Each time period is exhibited with relevant material objects from our permanent collection, and supplemented by objects on loan from other institutions.

The contemporary arts and crafts section features a sizeable and noteworthy collection of artists from each of the 19 Pueblos. Each window displays the particular art forms characteristic to each of the 19 Pueblos. We are currently in the process of renovating our contemporary arts and crafts section.

The mini-theatre located near our permanent exhibit features short films about the life and art forms of two distinguished Pueblo women. One is titled, *Maria: Native American Pottery Maker of San Ildefonso*, and is about Maria Martinez, renowned potter from the Pueblo of San Ildefonso. The other film is titled, *Pablita Velarde: An Artist and Her People*, and features Velarde, a Santa Clara painter.

As the Gateway to the 19 Pueblos, we are responsible for the preservation, conservation and curation of invaluable objects from each of the 19 Pueblos and other tribes of the greater Southwest. Visitors will see objects of different mediums such as jewelry, textiles, baskets, photographs, prints, paintings, and murals to archaeological objects. The bulk of our 2,000-plus collection consists of pottery in all its various forms, both contemporary and historic. Everything from the black-on-black bowls, jars and vases of the San Ildefonso Pueblo and the fine-line black-on-white jars of Acoma Pueblo to the golden micaceous bean pots of the northern Pueblos. Our collection boasts objects from renowned potters and artists such as Maria Martinez (San Ildefonso Pueblo), Lucy M. Lewis (Acoma Pueblo) and Pablita Velarde (Santa Clara Pueblo). Much of our collection is on view in our permanent exhibit.

Daily dance performances, Fall Indian Art Market. Oct. 1 & 2: Sunshine Dance Group (11 am & 2 pm); Hopi Reed Clan Dancers (11 pm & 2 pm); Acoma Intercultural Dancers (12 pm & 3 pm)

There is also a great restaurant, the Pueblo Harvest Café, at the IPCC featuring many authentic pueblo dishes. (4 hours total)

**Optional --Balloon Museum tour--shuttle bus (\$4.00)** The Anderson-Abruzzo Albuquerque International Balloon Museum presents the development of ballooning through historic, scientific and artistic objects reflecting world-wide achievements in this field. Our holdings were brought together through the efforts of the Anderson and Abruzzo families, the City of Albuquerque, various local, national and international supporters, and with the support of the Anderson-Abruzzo International Balloon Museum Foundation. Collections include material donated by individuals directly involved in ballooning endeavors, as well as by ballooning and history enthusiasts from all over the world. We also hold the Soukup and as  
(continued Page 22)

Thomas International Balloon and Airship Museum collection, donated to the City of Albuquerque through the City of Mitchell, South Dakota in 2000.

A broad grouping of philatelic material includes individual postage stamps, sets, souvenir sheets, cachets, balloon mail, covers, specimens, postal stationery, and post cards. This worldwide topical collection of

## Optional Tours Continued

material commemorates balloon events, milestones and personages, and documents the development of various balloon and airship systems. The museum also holds an important numismatic collection of commemorative medals and medallions, coins, and tokens.

A decorative art collection includes historic jewelry, decorated boxes, crockery, place settings and glassware as well as examples of original oil paintings, photographs, lithographs, and serigraphs. A large grouping of ballooning memorabilia illustrates the importance of keepsakes across time and space. Included are early pins, certificates, calling cards, and World War I era collectible porcelains, as well as more recent pins, patches, stickers, basket banners, jackets, tee shirts and caps from contemporary worldwide ballooning events.

The Balloon Museum's collection includes more than fifty historic and contemporary gondolas, many accompanied by complete balloon systems. Of special note are gondolas related to scientific and record-setting flights

We are planning on a docent led tour—depending on availability. It is located next to the AIBF launch field and is accessible from the RV parking via shuttle busses. (2-3 hours total)

### **Optional Lunch Buffet @ Sandia Casino (Half Price- \$5.00)—Carpool** The unique Sandia

Resort & Casino combines the rich pueblo heritage of the Southwest with the comforts of a deluxe resort. It is located about 2 miles from the Balloon Fiesta RV parking area via local roads. They have a great buffet that on WEDNESDAYS has a special Senior Lunch for \$5.00. You must present your Peak Rewards Card that you can pick up at the casino.

### **Optional National Museum of Nuclear Science & History Tour—Carpool(\$6.00)**

The National Museum of Nuclear Science & History, located in Albuquerque, New Mexico, is the nation's only congressionally chartered museum in its field and an intriguing place to learn the story of the Atomic Age, from early research of nuclear development through today's peaceful uses of nuclear technology. The Museum is a Smithsonian Affiliate member. The five-acre outdoor Heritage Park is one of the most popular attractions of the new museum. Complete with planes, rockets, missiles, cannons and nuclear sub sail, this exhibit will attract plane buffs and historians alike. The museum collection will be the largest aircraft collection for public viewing in the state of New Mexico and include unique military objects such a rockets, missile systems, the biggest cannon built by the U.S., historic planes, railroad equipment and a piece of a submarine. We will have a docent led tour in small groups (about 25 people) and also view a film on the development of the atomic bomb. (3-4 hours total)

This page purposely left blank